

PENTICTON QUILTERS' Guild NEWSLETTER

March 2, 2023



www.pentictonquilters.com

Facebook: Penticton Quilters Guild

Presidents' Message

Here we are post-Retreat, revved up to keep on sewing and with many stories to share such as the trials and tribulations of Betty's sewing machines. Donna entertained us with a game of Strip Poker. No, no clothing was removed! – but all the strips won by Jane and Shirley will help make great quilts. Then Debra challenged us to a 'potato chip block race' for speed and accuracy, which was turned into a charming Community Quilt top.

We had a nice turnout for our 3-yard quilts/placemats/individual project Sew Day on February 22nd. Big thanks to Ingrid and Sue for organizing the Community Quilt project fabrics. It was a worthwhile day of sewing.

We had to shorten our guild season last Fall, and now we will this Spring again. This is due to the Salvation Army needing their hall space for other community work. So only 2 months left before we break for summer! We look forward to after-meeting activities to maximize the hall time we do have left.

Our Annual General Meeting will be held in May, where we will hopefully fill any still-open positions. Please think about how you could help the Guild move forward...

See you March 8th.

Yvonne and Pati



Coffee and/or tea drinkers

Please remember that coffee or tea is \$.25 a cup. The price of coffee, tea, and cream has risen significantly and we may have to increase the price in the Fall.

Thanks, Marg



Next Guild Meeting is 9:30am March 8th, 2023 at the Salvation Army Hall.

Doors open at 9:00 am. Agenda is emailed separately.

- To bring:** Name Tag • Agenda • Mug (coffee/tea is 25¢)
- Library books • Show & Tell • Donation blocks
 - 'Free table' items • Mask (if you choose)
 - AND... If staying afterwards (til 2:30 latest): Lunch/snack, sewing machine, your project(s) and supplies

Celebrate National Quilting Day!



Some ideas for celebrating:

- > Hang a quilt in a street-side window
- > Share your quilting skills with someone
- > Spend time on a quilt intended for donation
- > Finally label a quilt that needs it!


PQG Programs

Although I was unable to attend the Sew Day on February 22, I heard that many of you were there sewing up a storm. We are always grateful to have so many members show up and participate.

We have 15 people signed up for the workshop with Marianne Parsons on March 22nd. Just a reminder, if you signed up, to **bring your payment** for the workshop to the meeting on the 8th and to **pick up the supply list** if you haven't already done so. We look forward to seeing you next week.

All the best!

Lois



Community Quilts

This month was busy as usual with a number of quilts being donated to earthquake victims. I'm sure they'll be much appreciated.

We had a very successful Sew Day. Thank you so much to all who participated in our "3 Yard Quilt" project. So many beautiful colours were chosen, it'll be exciting to see the finished projects!

Happy quilting, Ingrid and Sue

Rae's Babies First

At the Retreat we had a contest using a 'Potato Chip Block' led by Deborah. We thought this would be a good block to use for baby quilts. It is quite adaptable and very easy to make.

After the March 8th meeting we will be working together to make this block for baby quilts. We have some baby/child fabric on hand, but would appreciate any donations of this type of fabric. If you would like to participate, cut your fabric into 3-1/2 x 6-1/2 inch pieces to be made into blocks. The blocks can be

either completely scrappy or have some sense of pattern. We thought of possibly making nursery-themed blocks and primary colour blocks.

The picture (at right) shows one we have put together to give you the general idea. You can make the block the full size which will end up 24" x 24", so four or six will make a complete quilt top. Of course using smaller-size rectangles and fewer pieces will make a smaller block and thus a quilt which will require more blocks. We have instructions if you would like to make smaller-sized blocks.

This will be a fun project to do together, so if you can stay after the meeting, bring your machine (and fabric if you have any), and we will have a wee sewing bee!

Yvonne and Shirley



Notes on the 2023 Retreat...

For those members unable to attend our Retreat this year or unable to attend recent meetings, you may not have heard how excited we all were after we came home. Some of us who had attended Retreat in the past were hesitant about the new venue – not sure how it might measure up to what we had become used to. However, this is what we quickly saw upon arrival:

- A compound of close but separate buildings set in the beautiful desert hillside of Osoyoos
- Staff who were so welcoming from our first steps in the door
- Our individual rooms were well appointed with amenities to make our stay comfortable and enjoyable
- The catering staff provided a good variety of excellent food, and those with specific dietary needs were also taken care of. You should have seen the dessert selection each day!
- Our meeting room was very large and well set up – our eating area nicely integrated into the sewing area so the transition at meal times was very easy.
- The pool and hot tub were very popular, as were the massages.

A great time was had by all despite a few small glitches here and there. We had lots of fun and laughter with the Strip game, the Potato Chip Block race, and uninterrupted sew time. Plus prizes, and gift bags for everyone!

There was excellent planning to bring this all to fruition, so a huge thank you to Marg Jacques for making it happen this year. And welcome to Donna Picard, who will take over for next year's.











Retreat provides a really great opportunity to bond with fellow members and get to know them better, so if you get the chance next year to go – we hope your answer is "Yes"!

Pati

from
Yvonne –



*In My Sewing Room
thou shalt not...*

-  . ask when it will be finished
-  . cut anything with my fabric scissors
-  . request that I hem your pants
-  . speak to me when I have seam ripper in hand
-  . tell me I have too much fabric
-  . push buttons on my sewing machine
-  . bring me your clothes to iron
-  . pull on any loose threads
-  . wonder aloud why I'm still in my pajamas
-  . come looking for food-this is not the kitchen

LOOKING FOR A PATTERN

I have inherited parts of a quilt that uses a central motif surrounded by small paper-pieced log cabin blocks. No pattern was included in the box. If you have a pattern for something similar, please bring it to the March 8th meeting.

Thanks so much,
Shirley Wild





UPCOMING LOCAL QUILT SHOWS

Armstrong Quilters >>>

March 18th, 2023

One day only, on National Quilt Day in Armstrong.

We hope you will consider a road trip to visit, and perhaps take in a bit of the North Okanagan Shuswap Barn Quilt Trail.

• Double O Quilters Guild

Oliver Quilt Show –

April 14th and 15th

Oliver Community Hall,
6359 Park Drive, Oliver

Friday: 10:00 to 6:00

Saturday: 10:00 to 4:00

Quilting Opens Doors Quilt Show

join

Armstrong Quilters

March 18
10 AM – 4 PM

Towne Centre Mall
3495 Pleasant Valley Rd.,
Armstrong BC

admission by donation




June 8 - 10, 2023
HALIFAX, NOVA SCOTIA

SAVE THE DATE



CANADIAN
Quilters
Courtepointes
CANADIENNES



Check out CQA... they have 2 quilt alongs currently happening – everyone is invited to participate! Use the link below.

Quilt Blocks for the New Millennium: 2022 Re-run Quilt Along
and
2023 Sea You in Nova Scotia Quilt Along



<https://canadianquilter.com/quilt-alongs>